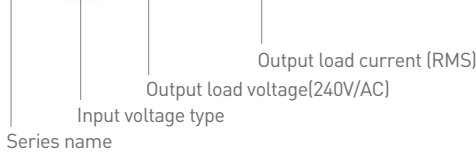


ORDERING INFORMATION

FSA24 □ □



- AC Input(Trigger), AC Output
- AC Load current 16A~40A
- Zero cross



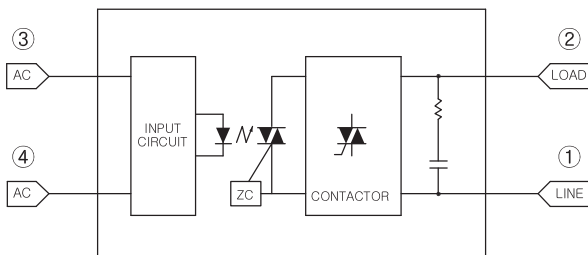
FSA24-SERIES SPECIFICATIONS

		FSA2416	FSA2425	FSA2440	UNIT
LOAD	Maximum load current LOAD	16	25	40	ARMS
	Load voltage	85V ~ 240V AC			V
	Surge on-state current (½cycle, 60Hz)	160	250	550	A
	Maximum off-state leakage current	10 Max.	15 Max	15 Max	mA
	Maximum on-state voltage drop	1.5	1.6	1.8	V
INPUT	Input volage	180V ~ 240V AC			V
	Input impedance	20			KΩ
	Drop-out voltage	50			V

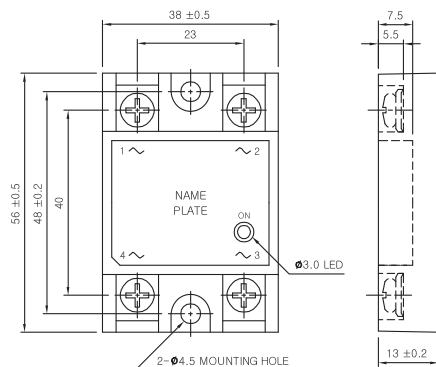
FSA24-SERIES CHARACTERISTICS

		FSA2416	FSA2425	FSA2440	UNIT
Operate time, max.		(½ cycle of voltage sine wave)+1msec			mS
Release time, max.		(½ cycle of voltage sine wave)+1msec			mS
Insulation resistance, min.		DC 500V 100MΩ between input, output and case			MΩ
Insulation voltage		2,500Vrms between input, output and case			V
Ambient temperature		-30°C ~ +80°C			°C
Storage temperature		-30°C ~ +80°C			°C
Operational method		Zero-cross (Turn-on and Turn-off)			-

SIMPLIFIED CIRCUIT



DIMENSION



* Tolerance : ±1
* Dimensions in mm